

2020-
2021

EDUCARE NEW ORLEANS '20-'21: CLASSROOM PROGRESS RESULTS

Prepared for the Educare New Orleans Leadership Team

By the Local Evaluation Partner, Tulane University



Classroom Assessment Scoring System (CLASS)

Classroom Assessment Scoring System (CLASS) is a classroom observational measure that assesses the quality of instruction in the classroom and focuses on the interactions between students and teachers. Each subscale is scored from 1-7.

COVID-19 Impact on CLASS

In March of 2020, the state of Louisiana issued a Stay at Home Order resulting in the closure of all public schools and Head Starts, as well as many nonpublic schools and child care centers, until the end of the school year. Due to school closures many observations during the 2019-2020 school year were disrupted, including CLASS, for much of the schools in the City of New Orleans and the State of Louisiana. In the 2020-21 school year school operations continued to be inconsistent across the state as the pandemic continues to affect schools' ability to operate in a normal capacity. As a result, the Louisiana Department of Education did not publish updated 2019-2020 or 2020-2021 network level data and instead extended 2018-2019 scores for the following years.

In the 2020-2021 school year Educare New Orleans collected twelve CLASS observations in the fall semester for four toddler classrooms and 8 Pre-K classrooms. In the spring, follow-up observations were collected for only one toddler classroom and three Pre-K classrooms.

For the tables in this report, CLASS scores from Educare New Orleans are compared with LA State, Orleans Parish, and other Educare schools. Comparisons to State and Orleans Parish data provide an opportunity to highlight the high-quality work being done at Educare New Orleans. Classroom level data allows for targeted approaches to improving instruction. All Educare New Orleans and Other Educare Schools CLASS averages are from the 2020/21 school year while LA State and Orleans Parish CLASS averages obtained from the Louisiana Department of Education (LDOE) are from the 2018/19 school year.

Classroom Assessment Scoring System (CLASS)

Figure 1: Comparison of Educare New Orleans Average CLASS Pre-K Scores to State, Local, and Educare Network Averages

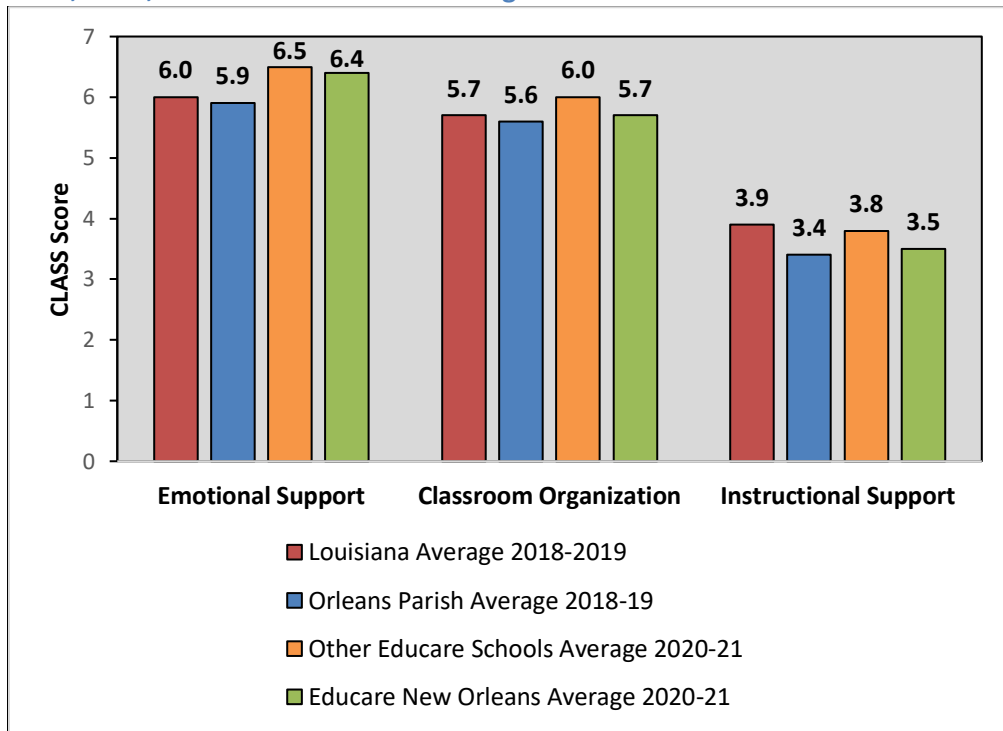
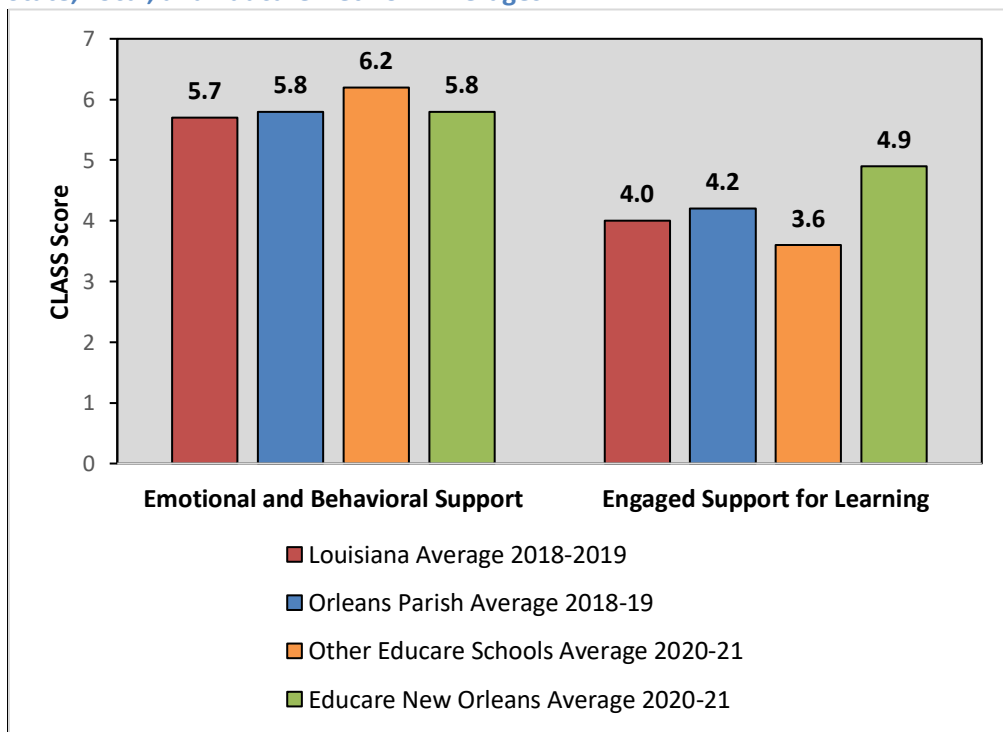


Figure 2: Comparison of Educare New Orleans Average Toddler CLASS Scores to State, Local, and Educare Network Averages



- In Louisiana, CLASS observations have been incorporated into the Report Card system for Early Learning Centers. State and local level CLASS averages were obtained from the Louisiana Department of Education (LDOE). We did not include secondary third-party observations for Educare New Orleans in our data so numbers may vary slightly from the LDOE Report Card.

- Educare New Orleans and Other Educare Schools data presented here is an average of both fall and spring CLASS scores for the 2020/21 school year whereas state and local data is for the 2018/19 school year.

- Figure 1** compares Educare New Orleans CLASS Pre-K Scores with LA State, Orleans Parish, and Other Educare School Averages. Educare New Orleans scored on par with state, local and other Educare schools in the Pre-K CLASS measure.

- Figure 2** compares Educare New Orleans Toddler CLASS scores with the LA State, Orleans Parish, and Other Educare School Averages. Educare New Orleans scored slightly higher in the Emotional and Behavioral Support subscale and slightly lower in the Engaged Support for Learning subscale than state, local and other Educare schools.

Statewide Comparison of Educare New Orleans (2020/21) Pre-K CLASS Scores

Figure 3: CLASS Pre-K 'Emotional Support' Averages by HS Classroom

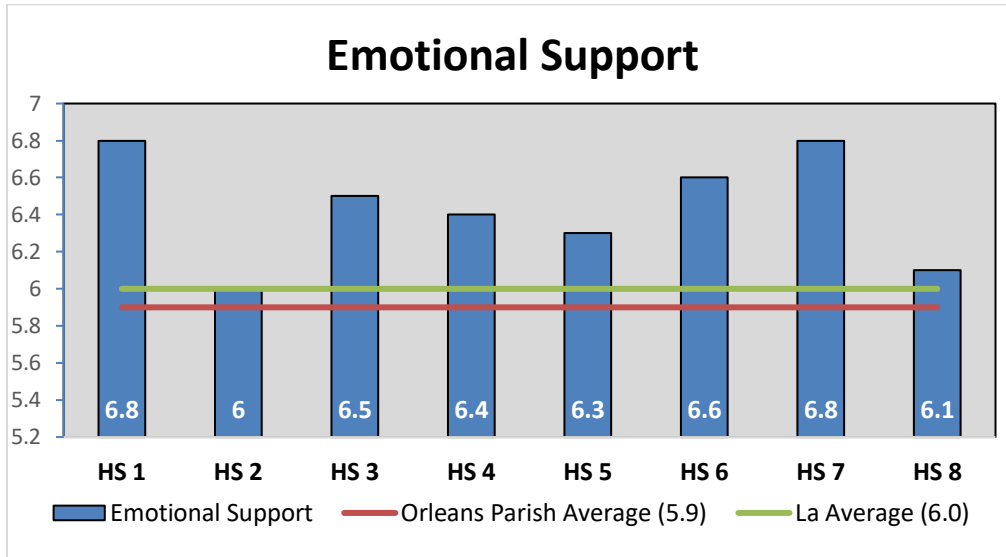


Figure 4: CLASS Pre-K 'Classroom Organization' Averages by HS Classroom

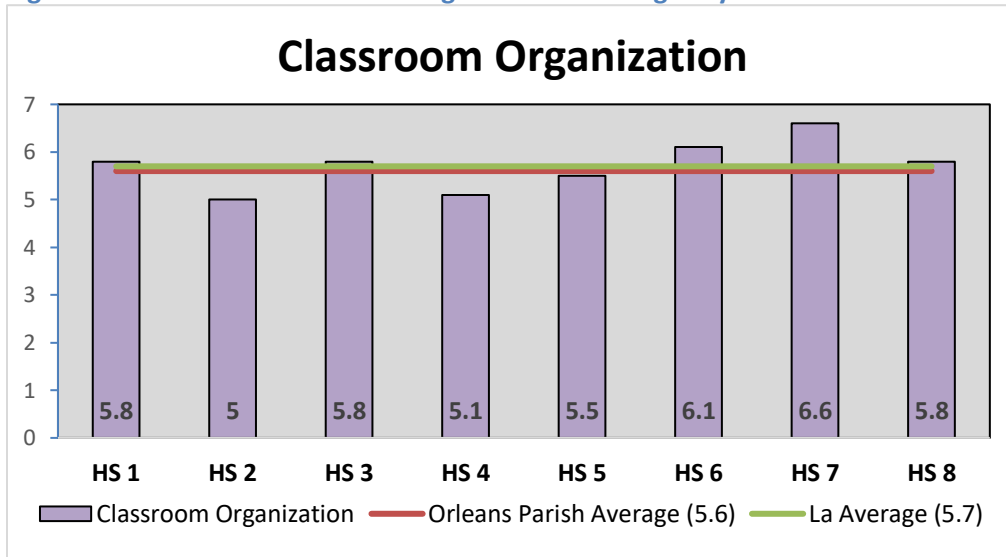
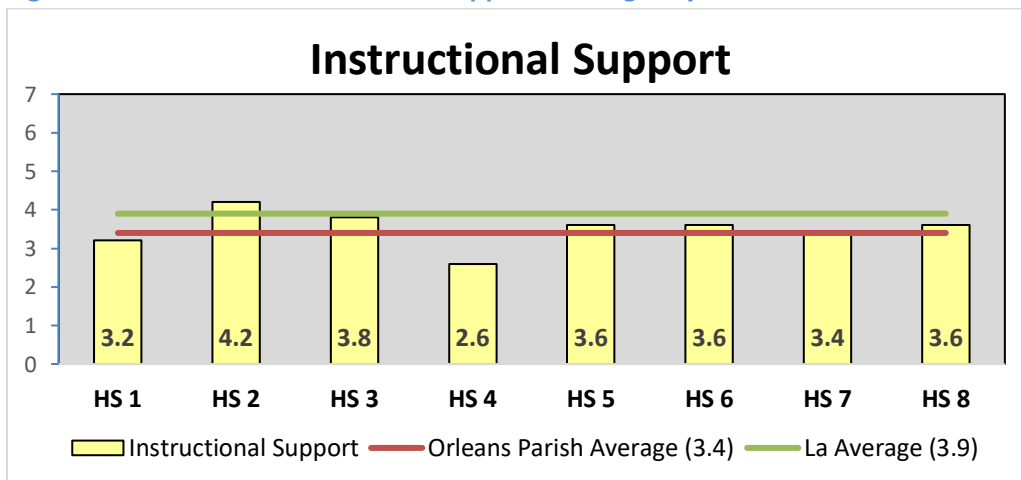


Figure 5: CLASS Pre-K 'Instructional Support' Averages by HS Classroom



- CLASS Pre-K measures 3 sub-scales: Emotional Support, Classroom Organization, and Instructional Support. Emotional Support looks at positive/negative climate, teacher sensitivity, and regard for the student perspective. Classroom Organization measures behavior management, productivity, and learning formats. Instructional Support looks at concept development, quality of feedback, and modeling.

- Figures 3, 4, and 5 illustrate the CLASS Pre-K sub-scale scores for each Educare New Orleans Head Start Classroom (2020/21), compared to the Louisiana and Orleans Parish averages taken from LDOE Report Card data for 2018/19.

- The majority of classrooms scored above the state and local averages for Emotional Support and on par with state and local averages for Classroom Organization and Instructional Support.

Statewide Comparison of Educare New Orleans (2020/21) Toddler CLASS Scores

Figure 6: Toddler CLASS 'Emotional and Behavioral' Averages by EHS Classroom

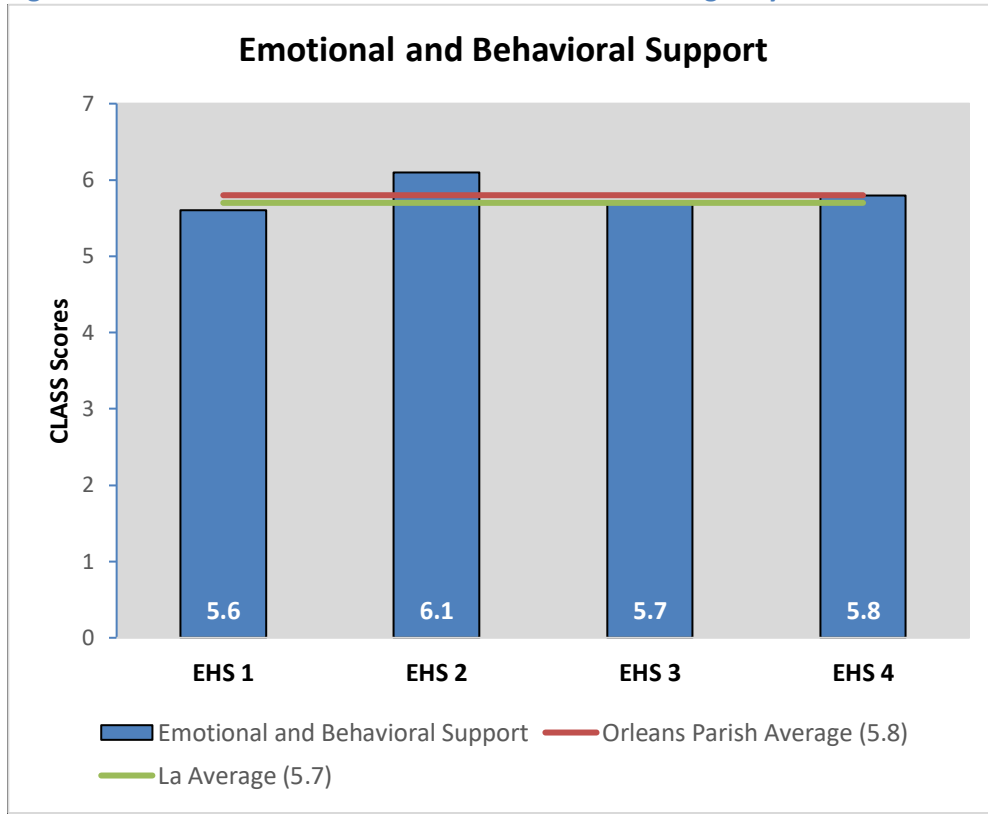
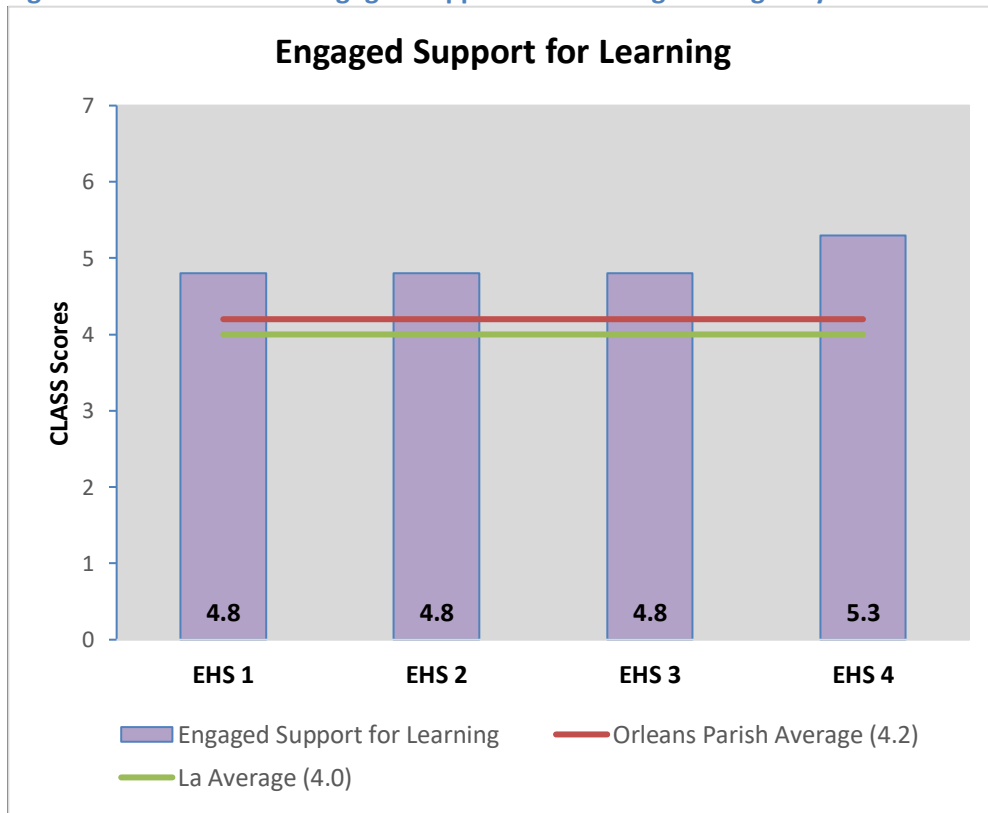


Figure 7: Toddler CLASS 'Engaged Support for Learning' Averages by EHS Classroom



- Toddler CLASS measures 2 sub-scales: Emotional & Behavioral Support and Engaged Support for Learning. Emotional & Behavioral Support consists of positive/negative climate, teacher sensitivity, regard for child perspectives, and behavior guidance. Engaged Support for Learning measures facilitation of learning, quality of feedback, and language modeling.
- **Figures 6 and 7** illustrate the Toddler CLASS sub-scale scores for each Educare New Orleans Early Head Start Classroom (2020/21), compared to the Louisiana and Orleans Parish averages taken from LDOE Report Card data for 2018/19.
- Educare New Orleans classrooms scored on-par with the state and local averages for the Emotional and Behavioral Support sub-scale and above the state and local averages for the Engaged Support for Learning subscale in the Toddler CLASS.